

Patterns and Linear Functions

Guided Notes

Patterns and their Representations

In mathematics, anything arranged following a certain rule or a set of rules represent a pattern. The relation represented in a pattern can be represented in the following ways:

- **Table**
- **Graph**
- **Ordered Pairs**
- **Words**
- **Equation**

Representation using table:

A table is made using the data in the patterns. There is an input and corresponding output associated with each input.

Representation using graph:

A graph can be made using the input and output values from the patterns.

Representation using ordered pairs:

The relationship between the data can also be represented using ordered pairs (x, y) where x represents input and y represents output.

Representation using words:

A relationship in a pattern can also be represented using words by using words for the mathematical operations like “**times**” for multiplication.

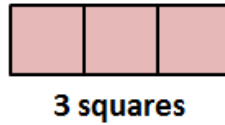
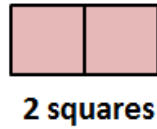
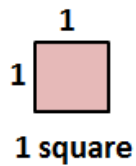
Representation using an equation:

An equation can be used to represent the relation between variables using the equation notation like “ $y = ax + b$ ”.

Name: _____ Period: _____ Date: _____

Patterns and Linear Functions Guided Notes

Problem 1: For each diagram given below, find the relation between the number of shapes and the perimeter of the figure they form. Represent this relationship using a table, words, an equation and a graph.

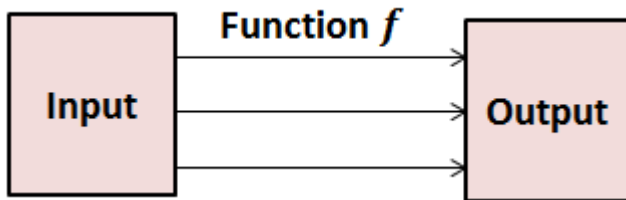


Patterns and Linear Functions

Guided Notes

Function

A function is a relation in which each input is related to one and only one output.



Linear Function

A function is a linear function whose graph makes a line.

Problem 2: Identify whether the data shown in the table represents a function or not. If yes, is the function linear?

Day	Tickets Sold
1	70
2	60
3	50
4	40